



District Report Card: 2017


State: Jharkhand	District: Kodarma
Class: 3	Subject: Mathematics
Schools: 61	Students: 1171


Participation/Coverage


Students

<div>GENDER</div> <div></div>	Boys				Girls			
	Number		%		Number		%	
	511		43.64		660		56.36	

<div>AREA</div> <div></div>	Rural				Urban			
	Number		%		Number		%	
	1049		89.58		122		10.42	

<div>CATEGORY</div> <div></div>	SC		ST		OBC		GEN	
	Number	%	Number	%	Number	%	Number	%
	250	21.35	12	1.02	808	69.00	101	8.63

<div>CWSN</div> <div></div>	LD	VI	HI	S&LD	ID	Oth
	6	9	1	6	2	4

<div>Management</div> <div></div>	Government			Government-aided		
	Number		%	Number		%
	1150		98.21	21		1.79

Average Performance of Students in Mathematics (%)

Overall	Gender		Area		Management		Social Group			
	Male	Female	Rural	Urban	Govt.	Aided	SC	ST	OBC	GEN
63.31	64.12	62.68	62.97	66.17	63.93	29.21	60.64	65.00	62.98	72.34

Performance on Learning Outcomes (LOs)

Learning Outcomes	Description	Average Performance(%)
M301	Reads and writes numbers up to 999 using place value	57.94
M302	Compares numbers up to 999 based on their place values	79.08
M303	Solves simple daily life problems using addition and subtraction of three digit numbers with and without regrouping	58.54
M304	Constructs and uses the multiplication facts (up till 10) in daily life situations	69.68
M305	Analyses and applies an appropriate number operation in the situation/ context	57.64
M306	Explains the meaning of division facts by equal grouping/sharing and finds it by repeated subtraction	57.90
M309	Identifies and makes 2D-shapes by paper folding, paper cutting on the dot grid, using straight lines etc.	75.34
M311	Fills a given region leaving no gaps using a tile of a given shape	40.61
M312	Estimates and measures length and distance using standard units like centimeters or meters & identifies relationships	33.16
M317	Reads the time correctly to the hour using a clock/watch	80.79
M318	Extends patterns in simple shapes and numbers	55.45
M319	Records data using tally marks, represents pictorially and draws conclusions	69.77

Range of Performance of Students who Answered Correctly							
Below 30%		30% - 50%		50% - 75%		Above 75%	
Number	%	Number	%	Number	%	Number	%
140	11.96	168	14.35	436	37.23	427	36.46

Lowest Performing Learning Outcomes (LOs)

- 1 - Estimates and measures length and distance using standard units like centimeters or meters & identifies relationships (33.16)
- 2 - Fills a given region leaving no gaps using a tile of a given shape (40.61)
- 3 - Extends patterns in simple shapes and numbers (55.45)
- 4 - Analyses and applies an appropriate number operation in the situation/ context (57.64)
- 5 - Explains the meaning of division facts by equal grouping/sharing and finds it by repeated subtraction (57.90)